


Easter Treat Basket


Follow the folding instructions in the video



Meri Meri


Easter Treat Basket

Follow the folding instructions in the video



Easter Treat Basket


Follow the folding instructions in the video



Meri Meri


Easter Treat Basket

Blank for your own decoration.




Meri Meri


Easter Basket Handles




Easter Basket Accessories




Fold the butterflies along the dotted line and glue behind the fold.



Fold the wings along the dotted line and glue on to the body.



Easter Basket Bunny Accessories




Bunny tail and feet

Carrot gift tag

Glue the bunny's head to the front of your basket and add the feet below.
The tail can be folded and glued to the back of the basket.

Gift tags



Write an Easter message or a name.